

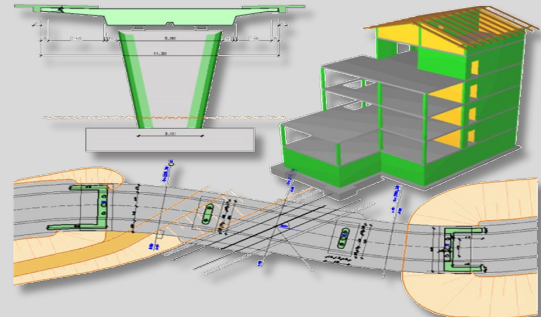
ZEICON & ZEICON COMPACT CAD

System for formwork and reinforcement

- 11.10.512 ZEICON CAD-System for Formwork
- 11.11.512 ZEICON Reinforcement
- 11.10.511 ZEICON CAD-System COMPACT
- 11.11.511 ZEICON Reinforcement COMPACT

Engineering-CAD for formwork and reinforcement

- Optimum handling and quick, comfortable plan generation
- CAD-System for planning & design
- Multi-Window technology for different scales
- Integration of calculation and drawing by integrating TRIMAS and RTslab
- Various interfaces between FEM and CAD applications as well as ZAC reinforcement
- Detailed design through 1:1 representation of bended steel bars
- Different steel bar settings and styles
- Support of a standardised reinforcement design



ZEICON is the CAD system for creating position, formwork and reinforcement drafts. The completely freely definable scale areas in a multi-window technique are a special and valuable feature of ZEICON. The drawing is always displayed on the screen as it appears later on the plot. The design environment is also consistent for the reinforcement and the laying of bar and mesh steel is immediately updated with all steel lists. Together with the transfer of design data from FE calculations and the associative mode of operation, ZEICON makes drafting simple & efficient.



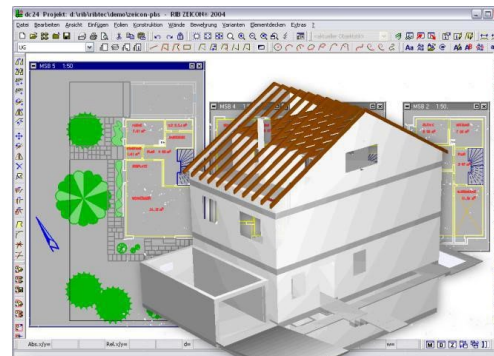
Tel: +49 711 7873-157
E-Mail: [structuralengineering\[at\]rib-software.com](mailto:structuralengineering[at]rib-software.com)
www.rib-software.com/structural-engineering

RIB Software GmbH
Managing Directors: René Wolf and Tobias Hamacher
Headquarter Stuttgart, Local Court Stuttgart HRB 783426.

ZEICON - Formwork Features

CAD system as a Windows® application for the construction of formwork drawings with the following basic objects:

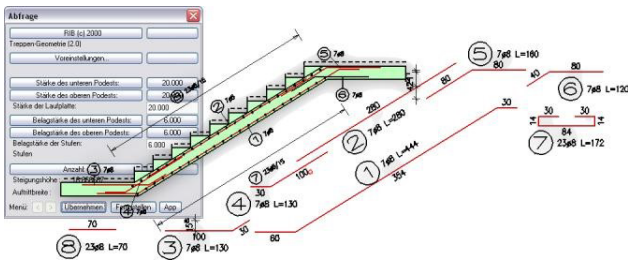
- lines and subsidiary lines
- circles, circular arcs, polygons, superpolygons
- splines, clothoids and free-hand lines
- texts, text blocks, text variables
- structural components, such as columns, beams, slabs and walls with openings, slots and automatic intersections
- recesses
- generation of associative sections within structural components
- associative dimensioning with structural engineering specification
- hachures, shadings
- graphic objects and OLE objects
- drawing – transmission via e-mail
- generation of characteristic values for quantity and price evaluations
- automatic data exchange with RIB office with respect to project information and geometric quantities
- attributes
- area definitions, area caption
- determination of centre of areas, moment of inertia and section moments
- creation of a separate macro catalogue,
- organisation and treatment of foils and foil stacks
- extern references



The following input and construction functions are available, among others:

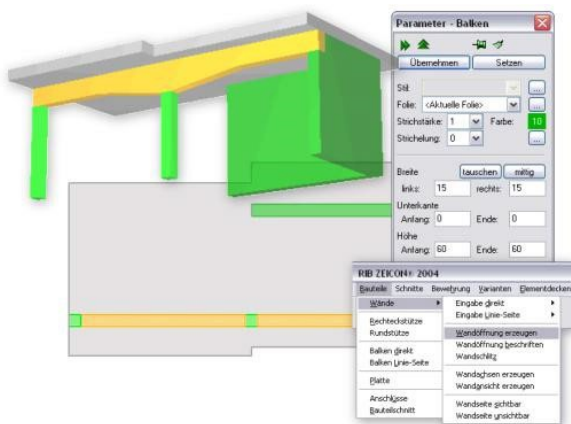
- grid speedometer technique
- constructing in orthogonal and rotated grids
- working in different scale areas
- 3D viewer
- powerful modification functions, such as e.g. in the rectangular or via trim functions
- object-based and free context menus

Product Information



- freely combinable object styles
 - freely definable toolbars and key functions
 - UNDO and REDO for all functions, as often as required
 - point-section-construction
 - text functions (calculating and replacing)
 - drawing-based text replacement
 - plot output and drawing preview
 - import and export of DWG, DXF and ZAC
 - formwork interface for TIPOS
 - variant technique with finished variants and for specific variants
 - taking over of the framework geometry of static programmes, e.g. static analyses, BEST, FUNDA, FERMO
 - complete online documentation and support system
- The CAD system additionally contains the following ZAC variants for:

- geometric construction function e.g. for ellipse, polygonal figures, Polygons, etc.
- construction of insulation layers, doors and windows
- construction of structural member positioning in overview drafts
- construction of foundations with details for the geometry of a block or sleeve foundation as well as a foundation slab
- construction of columns with details for the geometry of a column as well as for a yoke or a column console
- construction of stairs with details for the geometry of a staircase
- wall reinforcement with details for the horizontal / vertical wall reinforcement, the
- hall design with details for column drawing and a rectangle of walls
- construction of a purlin or rafter roof
- construction of an angular retaining wall



ZEICON COMPACT - Formwork Features

Introductory version of the CAD system as a Windows® application for the construction of formwork drawings with the following basic objects:

- lines and subsidiary lines
- drawing – transmission via e-mail
- circles, circular arcs, polygons

- texts and text blocks
- hachures, shadings
- chain dimensioning
- walls with wall openings, slots and cuttings
- recesses
- associative dimensioning
- graphic objects and OLE objects
- generation of characteristic values for quantity and price evaluations
- automatic data exchange with RIB office with respect to project information and geometric quantities
- area definitions, area captions
- macros, foils and foil stacks
- taking over of geometry and reinforcement from structural member design programs, e.g. static analyses, RTbest, RTfooting, RTfermo



The following input options and construction functions are available for the processing of the drawing:

- grid speedometer technique
- constructing in an orthogonal and rotated grid
- working in different scale areas
- 3D viewer
- powerful modification functions, such as e.g. in a rectangle or via trim function
- object-based and free context menus
- freely combinable object styles
- freely definable toolbars and key functions
- UNDO and REDO for all functions, as often as necessary
- plot output and drawing preview
- import and export of DXF and ZAC
- complete online documentation and support system

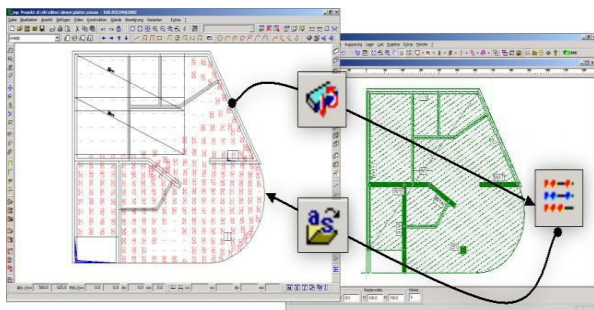
Differences between ZEICON - Formwork / ZEICON COMPACT – Formwork

Function	Formwork COMPACT	Formwork
ZAC Variants	Depending on License	Free
External References	No	Yes
Attributes and Attribute Catalogue	No	Yes
Super-Polygon and Polygon	No	Yes
Spline and Clothoid	No	Yes
Polygon Section visible/invisible	No	Yes
Struct. Members - Beam, Support, Plate	No	Yes
Associative Sections	No	Yes
Round Walls	No	Yes
Plan-Related Replacement Texts	No	Yes
Replacement Text	No	Yes
Plan information file	No	Yes
Text/Calculation Functions	No	Yes

ZEICON - Reinforcement Features

CAD component as a Windows® application for the construction of reinforcement drawings with the following specific basic objects and functions:

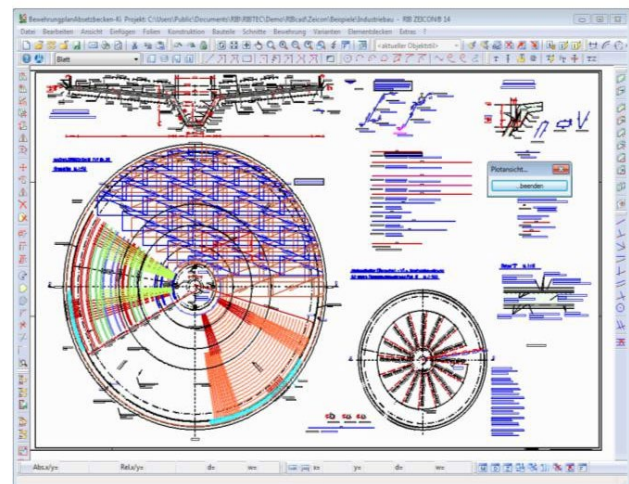
- creation of rebar bending shapes
- laying of rebar in views, projections and sections
- automatically updated bending lists, free layout
- reinforcement support for a simple and easy laying of reinforcements
- creation of bending shapes in bending meshes
- laying of bending meshes in views, projections and sections
- laying of flat meshes separately and in areas
- taking over of design data from TRIMAS® and RTslab
- automatic adaptation of the reinforcement steel (As) values on rebar and mesh laying
- automatic, associative reinforcement captions
- diverse modes of presentation
- optimisation of meshes and cutting sketches
- intelligent, consistent modification functions
- mesh catalogue and steel catalogue
- generation of characteristic values for quantity and price evaluations



- automatic data exchange with RIB office with respect to project information and geometric and reinforcement quantities
- automatic generation of material, mesh and steel lists
- taking over of reinforcement data from static programmes, e.g. static analyses, BEST, FUNDA, FERMO, and others

The CAD system additionally contains the following ZAC variants for:

- ceiling reinforcement including details for rectangular ceiling recess, horizontal and vertical ceiling reinforcement as well as reinforcement with stirrups and caps (horizontal or vertical)
- construction and reinforcement of foundations with details for the geometry and the reinforcement of a block or sleeve foundation as well as a foundation slab with staggered or unstaggered reinforcement
- construction of details for the reinforcement of a column and wall connection as well as for a door chord
- construction and reinforcement of a reinforced concrete retaining wall
- construction and reinforcement of columns with details for the geometry and reinforcement of a column as well as for a yoke or a column console
- construction and reinforcement of stairs with details for the geometry and reinforcement of a staircase
- wall reinforcement with details for the horizontal / vertical wall reinforcement, the reinforcement of a rectangular recess or of a wall connection and for the reinforcement with stirrups, caps, vertical bars, angle stirrups, angle bars
- construction and reinforcement of an angular retaining wall



ZEICON - Reinforcement COMPACT Features

Introductory version of the CAD component as a Windows® application in order to construct reinforcement drawings with the following reinforcement-specific basic objects and functions:

- creation of rebar bending shapes
- laying of rebar in views, projections and sections
- creation of bending shapes in bending meshes
- laying of bending meshes in views, projections and sections
- laying of flat meshes separately and in areas
- taking over of design data from TRIMAS® and RTslab with an automatic adaptation of the reinforcement steel (As) values on rebar and mesh laying
- automatic, associative caption
- diverse ways of display for the reinforcement
- integrated mesh catalogue and rebar catalogue
- generation of characteristic values for quantity and price evaluations
- automatic data exchange with RIB office with respect to project information and geometric and reinforcement quantities
- generation of mesh and steel lists
- taking over of reinforcement data from static programmes, e.g. static analyses, BEST, FUNDA, FERMO, and others.

Differences between ZEICON - Reinforcement / ZEICON COMPACT – Reinforcement

Function	Reinforcement COMPACT	Reinforcement
ZAC Variants	Depending on License	Free
External References	No	Yes
Plan-Related Replacement Texts	No	Yes
Replacement Text	No	Yes
Plan information file	No	Yes
Round Reinforcement, BF Rounding	No	Yes
Reinforcement Data Transfer, Bending Schedule	No	Yes
Mesh Reinforcement Optimisation	No	Yes
Layout drafts	No	Yes